

The University of Auckland  
**Faculty of Education**  
Postgraduate Prospectus



## Contents

Welcome to the Faculty of Education	3
Why choose postgraduate study with us?	3
Thinking about postgraduate research?	5
<b>Our postgraduate programmes</b>	<b>6</b>
Doctor of Education	7
Doctor of Philosophy	7
Master of Education	7
Master of Educational Leadership	7
Master of Professional Studies in Education	8
Master of Arts in Education	8
Master of Counselling	8
Master of Social Work	9
Master of Social Work (Professional)	9
Bachelor of Education (Teaching) (Honours)	9
Bachelor of Arts (Honours) in Education	9
Postgraduate Diploma in Education	10
Postgraduate Diploma in Educational Leadership	10
Postgraduate Diploma in Counselling Theory	10
Postgraduate Diploma in Professional Supervision	11
Postgraduate Diploma in Social Work	11
Postgraduate Diploma in Teaching (Secondary Field-based)	11
Postgraduate Certificate in Professional Supervision	11
Postgraduate Certificate in Academic Practice	11
Graduate Diploma of Teaching English in Schools to Speakers of Other Languages (TESSOL)	12
Graduate Diploma in Education	12
Bachelor of Education (Teaching) –Teachers’ specialisation	12
Graduate Diploma in Teaching	12
Fees and money matters	13
How to apply	14



# Welcome to the Faculty of Education

Nau mai, haere mai ki Te Kura Akoranga o Te Whare Wānanga o Tāmaki-makau-rau.

Greetings, Talofa lava, Malo lelei, Kia orana and a warm Pacific welcome to you.

Congratulations on your decision to challenge yourself and further your career through postgraduate studies. Whether you are continuing from your undergraduate study with us or joining the Faculty of Education for the first time, you are a valued member of our community.

At the Faculty of Education we are committed to providing excellent postgraduate opportunities and support, and we offer a wide range of postgraduate qualifications in education, teacher education and social services.

This range and diversity of programmes – from graduate and postgraduate diplomas through to qualifications at masters and doctoral level – provides many and varied opportunities for students, teachers, counsellors, and social work and services practitioners to pursue advanced studies and research related to their careers and interests.

Upon completion of your postgraduate studies, the professional opportunities that await you are significant. Whether you choose a research-focused field or an applied setting, your qualification from The University of Auckland will be strong evidence of your skills as a critical thinker and a leader in your chosen field.

I extend a warm welcome from the Faculty of Education and wish you every success during your postgraduate studies here.



ASSOCIATE PROFESSOR  
GRAEME AITKEN  
Dean, Faculty of Education  
The University of Auckland

## Why choose postgraduate study with us?

Postgraduate study enhances your ability to make a difference. It will improve your career and employment opportunities, hone your skills and expand your understanding. It offers the personal satisfaction of working in an area that really interests you, with the opportunity to work alongside peers and academic staff and to take an active role in your own learning and development. If you want stimulating postgraduate study opportunities in Education, then the Faculty of Education at The University of Auckland is the place for you.

### The University of Auckland, New Zealand's world-ranked university\*

The University of Auckland is highly regarded for its high quality programmes and leading research, and offers excellent facilities and resources.

The University of Auckland is ranked as the top university in New Zealand based on the three major international ranking systems.\* The University of Auckland also has the greatest depth and breadth of research activity in the New Zealand tertiary sector.<sup>1</sup> Our innovative, research-driven programmes and strong international reputation mean our qualifications are well recognised and respected overseas.

The University attracts students from all over the world, with an inclusive multicultural student population made up of students from more than 100 countries.

\*See [www.worldranked.ac.nz](http://www.worldranked.ac.nz)

<sup>1</sup>Source: 2012 PBRF report

<sup>2</sup>Source: 2013 QS World University Rankings by Subject

<sup>3</sup>Source: 2012 PBRF report

### The Faculty of Education

The Faculty of Education offers a wide range of high quality postgraduate qualifications and professional development opportunities and provides a supportive and friendly learning environment.

The Faculty of Education is ranked top in New Zealand and 24th out of the world's universities for education.<sup>2</sup> The faculty has been confirmed as the most research-productive and internationally reputable education faculty in the country and our high number of active researchers enjoy both national and international recognition for their work.<sup>3</sup>

Our involvement in providing curriculum development, education leadership and teacher development programmes means we remain true to our mission of being at the forefront of educational development and providing excellence in education by preparing, developing and supporting the communities we serve. We also offer professional development opportunities for teachers and principals from overseas, particularly in Asian and Pacific communities.

The faculty provides teacher support services to many regions of New Zealand through Team Solutions, UniServices contracts, Early Childhood Professional Support and Reading Recovery training and has the Kohia Education Centre, which offers courses and resources for teachers and educators to support their ongoing professional learning and teaching practice. The University of Auckland Centre for Educational Leadership delivers seminars and workshops in leadership as well as New Zealand's national induction programme for principals – The First-time Principals Programme. The Woolf Fisher Research Centre in the Faculty of Education works on initiatives and interventions to enhance student achievement in schools.



## Work with experts in educational research and evaluation

In choosing the Faculty of Education, you will learn from researchers and evaluators who are at the forefront of educational research and who combine knowledge of the latest developments in their fields with passion for their work.

Our staff, lecturers and supervisors include nationally and internationally respected professionals whose research and development has had considerable impact on New Zealand's educational policy and practice.

Research and evaluation underpins everything we do. As a postgraduate student, you will benefit from our expertise whether you are studying taught courses or undertaking your own research. The graduate and postgraduate programmes we offer are focused on learning in professional settings and are designed to allow you to put research and knowledge into practice.

## Professional development

Continuing your professional development and advancing your qualifications is a way of developing your expertise as well as enabling you to facilitate better outcomes for those with whom you work.

At the Faculty of Education we offer a full range of postgraduate programmes to meet your professional development needs and a one-year "teachers' specialisation" for teachers wanting to upgrade from a teaching diploma to a degree qualification. Many of our graduates from this programme have then continued their study to postgraduate level.

## Study locations

Where you will study depends on the programme and courses you select. It may be a mix of campuses and/or online study, or all study might be done at the one campus.

### Epsom Campus:

74 Epsom Avenue, Epsom, Auckland

The Epsom Campus is the main campus for the Faculty of Education. The campus has a full range of facilities and student support services and caters to around 5,000 students. The Sylvia Ashton-Warner Library at Epsom Campus is one of the most extensive teacher education libraries in New Zealand and holds many specialist collections and resources for social services education.

### Tai Tokerau Campus:

13 Alexander Street, Whangarei

Selected postgraduate courses may be offered at Tai Tokerau Campus, which is within walking distance of the centre of Whangarei. It is a small campus of about 180 students and offers a friendly and supportive learning environment.

### City Campus:

22 Princes Street, Auckland City

The City Campus is located in the heart of Auckland City and is the main campus of the University. Selected postgraduate courses in Education may be taught at this campus. Students studying at other campuses also have access to the wide range of facilities and services located at City Campus.

### Tāmaki Innovation Campus:

Corner Merton and Morrin Roads, Glen Innes, Auckland

Counselling programmes (Master of Counselling and Postgraduate Diploma in Counselling Theory) offered by the Faculty of Education are taught at Tāmaki Innovation Campus, which is a 20 minute drive from the CBD and City Campus.

### The University of Auckland at Manukau Institute of Technology:

Otara Road, Otara, Manukau, Auckland

Selected postgraduate courses may be offered at this location through The University of Auckland at Manukau programme.

For further details about our campuses visit [www.education.auckland.ac.nz/campuses](http://www.education.auckland.ac.nz/campuses)

## Flexible learning

We are dedicated to making the learning environment as supportive and flexible as possible.

We recognise the demands on your time as an education or social services professional and constantly look at how we can best meet your study needs and offer flexible study solutions wherever possible. We do this through a selection of online and face-to-face courses, classes, lectures and workshops, and through web-based interactive technology and video conferencing.

**Online/study guide:** If you live out of Auckland or cannot make it to campus for regular lectures and study, then online study is an option for you to consider.

This delivery involves study guide material, regular internet contact with students and lecturers, and may include some on-campus (face-to-face) sessions.

**Block courses:** Some courses are offered in block format. Block courses are delivered on campus over a block of consecutive days and may include follow up days. These are usually full days of study (unlike weekly lectures). A number of block courses are delivered during school holidays and in Summer School.

**Research:** You may be able to complete a research degree without the need to regularly come to campus.

**Weekly lectures:** You will also find that most of our weekly lectures are taught in the evenings from 4.30pm.

## Support for postgraduate students

As a postgraduate student within the Faculty of Education, we want to make sure you feel supported, prepared, and have the tools and resources you need to succeed. The University of Auckland offers excellent campus facilities and student support services including:

- Academic Success Centre
- Career Development and Employment Services
- Childcare services and parenting support
- Computer facilities
- Counselling service
- Disability support services
- Faculty of Education Student Centre
- Graduate Centre
- Health Centre
- International student support
- Libraries and Learning Services
  - University Library (Te Tumu Herenga)
  - Sylvia Ashton-Warner Library (Epsom and Tai Tokerau campuses)
  - Information Commons
  - Student Learning Services
- Online learning support
- Pasifika Success – Pacific student academic support
- Postgraduate Common Room – Epsom Campus
- Postgraduate Student Commons – City Campus
- Speech language therapist
- Cafés and vending machines
- Students' associations
- Study and recreation spaces
- Te Korowai Atawhai – Māori student academic support

**To find out more about the services available to Faculty of Education students visit [www.education.auckland.ac.nz/student-support](http://www.education.auckland.ac.nz/student-support)**

*Note: Support services and facilities differ by campus.*

# Thinking about postgraduate research?

Research and evaluation is an important part of what we do at the Faculty of Education. We challenge current practice and explore how things are done at school, classroom, management or agency level, national or international. The faculty is committed to supporting and encouraging research and evaluation of the highest quality and we invite you to be part of our research community.

The University of Auckland is New Zealand's pre-eminent research-led university.\* Within the Faculty of Education we offer postgraduate research supervision in a wide range of areas. These include topics of significance to early childhood, primary, secondary, adult and tertiary education, counselling and social services.

The analysis of policy, the relationship between policy and practice, and issues relating to the broader socio-cultural context are all research areas associated with both education and social services. In education, research areas include interventions to raise student achievement, educational leadership, assessment, professional learning, teacher practice, curriculum areas and aspects of student learning. In counselling, human services and social work, key areas of focus include practitioner research and utilisation of research in practice. Examples of specific research areas include counselling children, loss and grief, person-centred planning, service leadership, and the needs of those with chronic illness.

Undertaking research in the Faculty of Education gives you the opportunity to learn from and collaborate with academic staff who are outstanding in their field. You can also get involved in faculty research-led initiatives, interventions and projects that are contributing positively to the educational landscape of New Zealand.

\*See [www.worldranked.ac.nz](http://www.worldranked.ac.nz)

## Why consider research?

Postgraduate research is an ideal way to explore an area of interest, answer those nagging questions, gain a deeper understanding of your discipline area or improve your own and/or your organisation's practice.

Research and evaluation is relevant to all areas of education and social services and is an opportunity to enhance your thinking and analytical abilities, written communication and organisational skills.

Research allows you to make your own contribution to learning and offer a critical perspective on existing scholarship or

methodology. It can provide a deep sense of satisfaction to know that you are contributing valuable new knowledge and understanding to your field.

## Who does research?

People of all backgrounds, all ages and all stages of their career do research. People just like you. Research is not limited to doctoral candidates. You can undertake research as part of other postgraduate qualifications, such as honours and masters degrees. It's never too soon after graduation to think about further study, and once you get started you'll discover how satisfying postgraduate research really is.

Many of our postgraduate students are mid-career professionals, and our postgraduate students range from those in their early twenties to those in their fifties.

## Research components within a qualification

**Dissertation:** A written research component of a degree worth between 30 and 80 points.

**Thesis:** A research component of a postgraduate programme having a value of 90 or more points, which will have a written component but may also include design, creative or performative elements.

**Research portfolio:** A coherent, integrated programme of research-based work.

**Research project:** A piece of research-based work on a topic approved by the relevant Head of Department, usually worth between 30 and 80 points.

## Preparing for research

To undertake a thesis or dissertation, you need to have first completed an approved 30-point research methods course offered at postgraduate diploma or masters level. We recommend you discuss with a programme leader or adviser where in your studies you would include the research methods course.

## Finding a supervisor

Unless you are part of a cohort group you will need to make your own supervisor arrangements. The faculty has over 100 supervisors. You can find a list of supervisors

on the Faculty of Education's Supervision Register at [www.education.auckland.ac.nz/supervision-register](http://www.education.auckland.ac.nz/supervision-register)

The relevant programme leader will also be able to assist you with the process of finding a supervisor.

## Who do I talk to next?

It is important to plan ahead. We recommend you speak with the programme leader/adviser of your preferred programme. This should be done in the semester before undertaking your study. The programme leader/adviser can give you academic and enrolment advice and help you to plan your study. This will also allow you plenty of time to identify a supervisor and start thinking about the question/s you want to examine. Many students who do research need to apply for ethics approval, so finding a supervisor before you enrol also enables you to start on your ethics proposal.

Requests for appointments can be made through the Student Centre.  
Email: [education@auckland.ac.nz](mailto:education@auckland.ac.nz)  
Phone: 0800 61 62 65

## Other support available

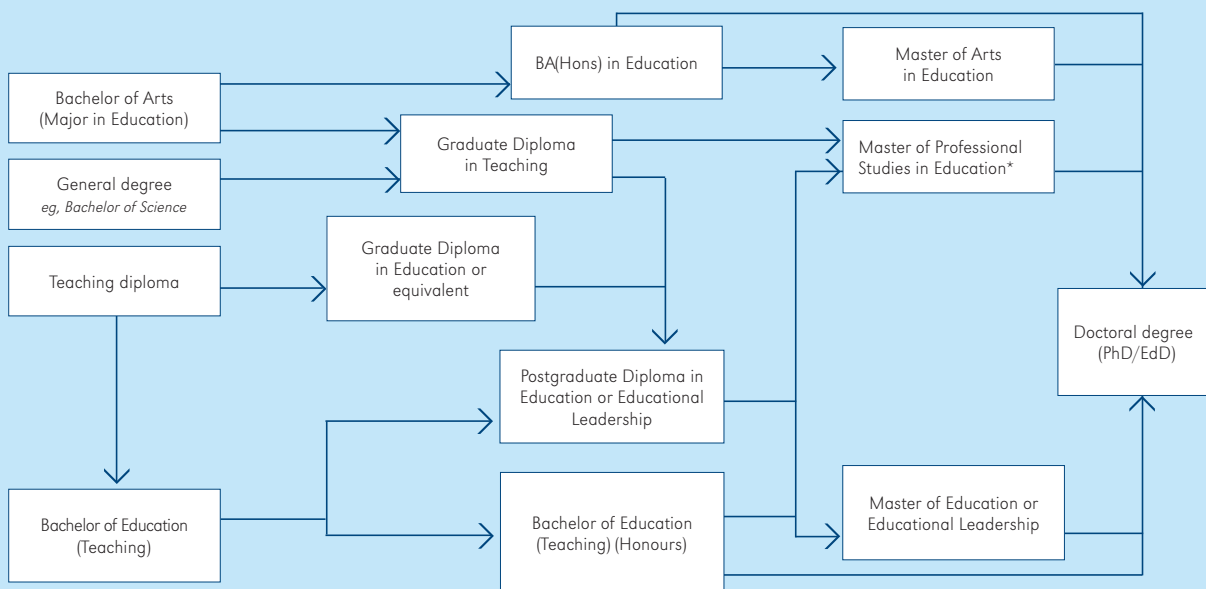
Your supervisors are key people who will guide your research journey. If you are enrolled in the Doctor of Education (EdD) you will be part of a cohort group for the first two years, and then guided by your supervisors as you complete your thesis. Cohort-based support is also available for the BEd(Tchg) (Hons). Other people who can help include the programme leader/adviser for your postgraduate qualification, subject librarians, and Student Learning and Academic Success Centre staff and workshops. Support is available both on campus and through The University of Auckland website.

The Postgraduate Students' Association (PGSA) runs regular workshops, a writing group and provides networking opportunities so you can meet with other students. Workstations are available for doctoral candidates; masters students writing a thesis or dissertation can apply for access to study space.

# Our postgraduate programmes

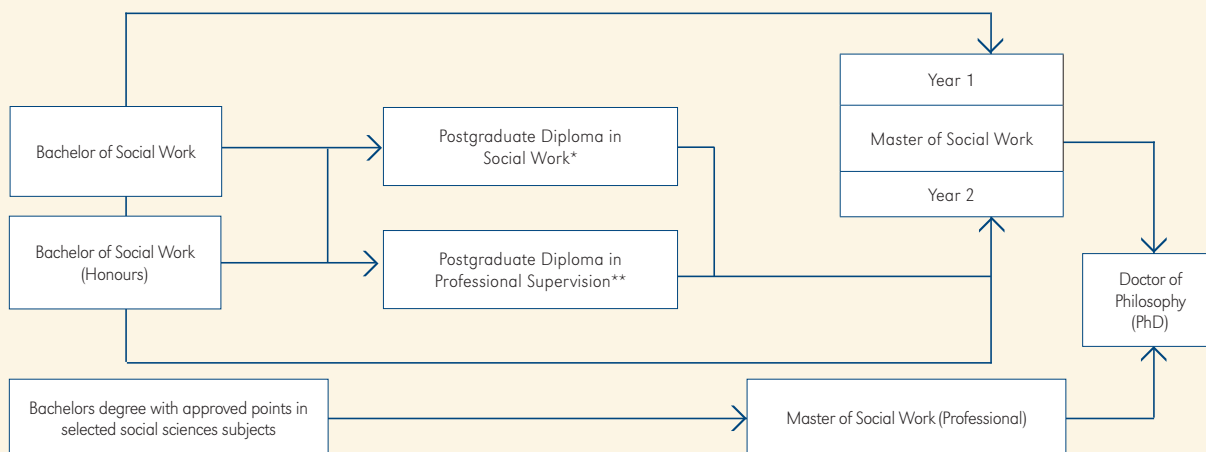
Depending on the qualification(s) you already hold your postgraduate study options are varied. In some cases, professional experience is required before you can enter into the programme.

## Education



\*Graduates with a 4-year degree (eg, BPE) may also be eligible to enter into this programme.

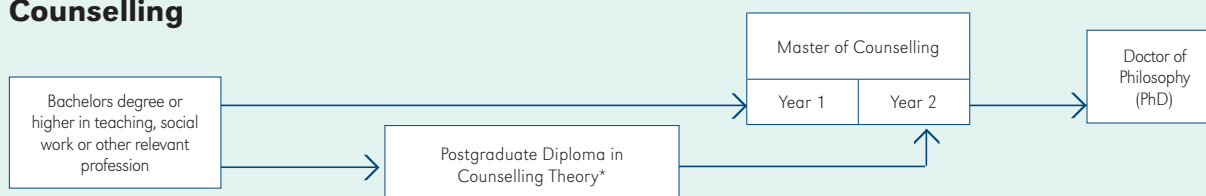
## Social Work



\*Equivalent to Year One of the Master of Social Work.

\*\*Also a postgraduate study option for BHumServ graduates. Postgraduate Certificate in Professional Supervision also offered.

## Counselling



\*Equivalent to Year One of the Master of Counselling.

# Doctoral programmes

## Doctor of Education (EdD)

**Length:** Normally completed over four to six years. The first two years are studied part-time.

**Points:** 360 (research portfolio and thesis)

**For:** Professionals whose dilemmas in practice and policy touch on training, professional development and education. This doctorate suits those seeking applied research and evaluation support at the highest level, and who prefer learning in a group of peers. A core element of the EdD is the sharing of professional and practical experience leading to the development of research and evaluation themes.

### Key features:

- Gain the highest level of qualification from The University of Auckland.
- Opportunity to undertake advanced practitioner research and evaluation in your chosen area of policy or practice leading to the publication of original knowledge and understanding of public and professional action.
- Provides a cohort-based structure in the first two years so you will benefit from peer exchange and the support and feedback of cohort teachers in addition to your two supervisors.

### Structure:

- Part I (120 points) is a part-time, two-year guided, cohort-based programme during which you produce your own individual research portfolio consisting of supervised research projects and a research proposal.

At the end of Part I, a confirmation seminar takes place before you can enter into Part II.

- Part II (240 points) is a thesis, which builds on the work completed to a high standard in Part I and includes an oral examination.

### Entry requirement:

- Either a Master of Education, Master of Arts in Education, Bachelor of Education (Teaching) (Honours) or Bachelor of Arts (Honours) in Education with First Class or Second Class (First Division) Honours from The University of Auckland (or an approved equivalent qualification).
- Demonstrated ability to pursue doctoral-level research in the field of Education.
- At least five years' experience in education or in an approved area.

## Doctor of Philosophy (PhD) in Education or Social Work

**Length:** Three to four years' full-time study; a part-time option is also offered.

**For:** People seeking a sustained, in-depth and individual study of a particular theme or methodology. It is especially suited to people with a theoretical orientation and a primary interest in scholarship, those wanting to work with a named supervisor and their research, and those seeking an academic career.

### Key features:

- Gain the highest level of qualification from The University of Auckland.
- Opportunity to undertake an extensive programme of independent study at an advanced level with a focus on producing an original piece of research that advances both scholarship and practice in your specific discipline and topic.

### Structure:

- Independent, in-depth investigation into questions, issues or problems that form your research topic. This is carried out with ongoing supervisor support and culminates in submission of a written thesis and an oral examination.

### Entry requirements:

- A bachelors or masters degree with First Class or Second Class (First Division) Honours from The University of Auckland (or an approved equivalent qualification).
- Demonstrated ability to pursue doctoral-level research.

# Masters programmes

## Master of Education

**Full-time:** One year

**Part-time:** Up to two years (research option) or four years (taught option)

**Points:** 120

**For:** People working in a wide range of education-related fields who want to deepen their understanding of education and professional practice in a particular area of interest. It is of particular interest for people who want to undertake research.

### Key features:

- In-depth study at an advanced level in your chosen area of focus.
- Conduct your own research in education in an area or issue of interest to you.

- Contribute valuable knowledge and understanding to your own work, your workplace and the field of education.

### Options:

- Research: A 120-point thesis or research portfolio where you develop and conduct research on a chosen topic/issue.
- Taught: Two 30-point courses relevant to your area of focus and a 60-point dissertation.

**Delivery:** Weekly evening lectures, block courses (Epsom Campus) and flexible self-directed study for taught courses. Some courses are offered online. Your thesis, research portfolio or dissertation will be guided by a supervisor/s.

### Entry requirements:

- A Postgraduate Diploma in Education or a Bachelor of Education (Teaching) (Honours) from The University of Auckland (or approved equivalent qualification) with an average grade of B or higher.

## Master of Educational Leadership

**Full-time:** One year

**Part-time:** Up to two years (research option) or four years (taught option)

**Points:** 120

**For:** Aspiring and current educational leaders who want to further develop their skills, knowledge and abilities in educational leadership and conduct research in this area.

### Key features:

- In-depth study of research relevant to educational leadership.
- Provides you with the skills needed to make a difference to the quality of education in your current and future workplaces.
- Enables you to understand, critique and contribute to the educational research that is shaping New Zealand's educational policy and practice and to work closely with University researchers in this field.

### Options:

- Research: A 120-point thesis where you will pursue research in an area of your choice that links to educational leadership.
- Taught: 60 points of courses around varied aspects of Educational Leadership and a 60-point dissertation on your chosen area of focus. Optional courses can be selected from the University's Graduate School of Management (Business School).

**Delivery:** Weekly evening lectures, block courses (Epsom Campus, and optional business courses at City Campus) and flexible self-directed study for taught courses. Some online

study may also be offered. Your thesis or dissertation will be guided by a supervisor/s.

### Entry requirements:

- A Postgraduate Diploma in Education or Educational Leadership from The University of Auckland (or approved equivalent qualification) with an average grade of B or higher.
- A professional qualification in teaching or other approved profession.
- At least three years of practical experience in teaching or a related profession, including experience in a formal or informal leadership and/or management role.

## Master of Professional Studies in Education

**Full-time:** One year

**Part-time:** Up to four years

**Points:** 120

**For:** Educators wanting to take a professional focus to their knowledge and practice. Of special interest to teachers with three years of teaching experience who hold either a Graduate Diploma in Teaching (Secondary, Primary or Early Childhood Education) or a four-year degree, such as a Bachelor of Physical Education, as it allows them to go from these qualifications directly to study at masters level.

### Key features:

- Opportunity for you to review, inform and improve your knowledge and professional practice and to undertake research in an area of interest.
- Enables you to build your knowledge, skills and experience in understanding and critiquing educational research.

### Structure:

- A 30-point research methods course, a 30-point course associated with your research area and a 60-point dissertation.

**Delivery:** Weekly evening lectures, block courses (Epsom Campus), and flexible self-directed study. Some online courses may also be offered. The dissertation will be guided by a supervisor/s.

### Entry requirements:

- A four-year bachelors degree or a bachelors (honours) degree. Or a bachelors degree and a professional qualification in Education equivalent to one year's advanced study (eg, Graduate Diploma in Teaching or Postgraduate Diploma in Education).
- At least three years of teaching experience.
- Approval from relevant faculty HODs.

## Master of Arts in Education

**Full-time:** One to two years

**Part-time:** Up to two or four years

**Points:** 120 or 240

**For:** People who want to pursue further advanced postgraduate study in the subject of Education and the opportunity to work closely with University staff who are specialists in their field.

### Key features:

- Blends education with core disciplines such as psychology, philosophy, sociology and history to address important educational questions and issues.
- Offers advanced level study and research in a wide range of areas that focus on aspects of educational psychology, child and developmental psychology, philosophy, sociology and history of education, Māori education, Pasifika education, adult and higher education, and research and evaluation.

### Options:

- 120-point option: A thesis or research portfolio in an educational area of your choice.
- 240-point option: 120 points from a variety of courses in the above-mentioned areas, and a 120-point thesis or research portfolio in an educational area of your choice.

The MA in Education is offered through the Faculty of Arts and taught by Faculty of Education academic staff.

**Delivery:** Weekly evening lectures for taught classes (at Epsom Campus, with some courses offered at other campuses). The thesis or research portfolio will be guided by a supervisor/s.

### Entry requirements:

- 240-point option: A Bachelor of Arts degree (or an approved equivalent qualification) with an average grade of B or higher in at least 45 points in Education courses above Stage II.

or

- 120-point option: A Bachelor of Arts (Honours) degree or Postgraduate Diploma in Arts in Education, with an average grade of B or higher, or an approved equivalent qualification.

and

- Passed the specified prerequisite courses for "Education" listed in the Master of Arts Schedule.
- Approval from the Head of Liberal Arts Programme.

## Master of Counselling

**Length:** Normally completed within three to four years through a mix of full-time and part-time study.

**Points:** 240

**For:** Professionals wanting to become a counsellor and experienced counsellors who are seeking the knowledge, skills and critical thinking that comes with an advanced qualification in Counselling.

### Key features:

- Examine and develop the inter-related components essential to effective counselling practice – theory, research, advanced skills, and reflexivity.
- Enables teachers, social workers and those in other suitable professions to become a professional counsellor.
- Provides experienced counsellors with the opportunity to advance skills and research capabilities and gain a highly regarded postgraduate qualification.

### Structure:

The MCouns is cohort-based. Part One is 90 points core and 30 points elective taught courses. Part Two is a 120-point research portfolio. You will undertake practical work in community settings throughout the programme.

**Delivery:** Designed with the needs of practising professionals in mind, the MCouns is structured so that you can continue to work while studying part-time. Delivery is mainly face-to-face at Tāmaki Innovation Campus and includes lectures, discussion, student presentations, skills laboratories, seminars, workshops, group work, individual investigation and self-directed study. Practicum work is supervised on-site by counselling practitioners and overseen by University staff. The research portfolio will be guided by a supervisor/s.

### Entry requirements:

- An approved bachelors degree in education, counselling, nursing, social work or other approved profession with an average grade of B or higher in at least 90 points or equivalent in the most advanced courses taken.
- At least three years' practical experience in teaching, counselling, nursing, social work or equivalent approved profession.
- An interview supported by referees' statements and evidence of practical experience is required.

*Note: If you hold a Postgraduate Diploma in Counselling Theory or a Postgraduate Diploma in Education – Counselling specialisation from The University of Auckland, it is possible to enter directly into the second year of the Master of Counselling (research portfolio). Criteria apply, including the inclusion of a research methods course, and admission is granted on a case-by-case basis.*



*Note: This is a limited entry programme. Applicants will undergo a selection process. There is usually only one intake a year starting in Semester One.*

## Master of Social Work

**Full-time:** Two years

**Part-time:** Up to four years

**Points:** 240

**For:** Social workers who want to enhance their professional learning and development and to gain preparation for advanced professional responsibility in social work.

### Key features:

- Learn advanced approaches and interventions in social work practice.
- Develop your knowledge, skills and experience in critiquing and undertaking social work research to enhance your practice.

### Structure:

- Year One: 120 points taught courses.
- Year Two: 120-point thesis, or a 90-point research portfolio and 30 points courses.

**Delivery:** Designed with the unique needs of practising professionals in mind, the MSW is structured so that you can continue to work while you study. Courses are mainly face-to-face blocks at Epsom Campus supported by online study guides and resources. The thesis or research portfolio will be carried out under the guidance of a supervisor. Workplace or clinical placements are not required.

### Entry requirements:

- A Bachelor of Social Work (or approved equivalent qualification) with an average grade of B or higher in at least 90 points (or equivalent) in the most advanced courses taken.

*Note: It is possible to enter directly into the second year of the MSW (leaving only 120-points to complete) if you hold either a BSW(Hons), Postgraduate Diploma in Professional Supervision (and an approved qualification in social work), Postgraduate Diploma in Health Sciences – Social Work specialisation or Postgraduate Diploma in Social Work with an average grade of B or higher and have completed the prerequisite 30-point research methods course.*

## Master of Social Work (Professional)

**Full-time:** Two years

**Part-time:** Up to four years

**Points:** 240

**For:** People who want to become a qualified social worker and who already hold an undergraduate degree with study in a relevant disciplinary area eg, social sciences, sociology, psychology, health sciences or human services.

### Key features:

- Prepares you for a professional career in social work.
- Gain knowledge and understanding of the values, theories and interventions that underpin social work practice.
- Learn the skills to be a critical and reflective practitioner who is able to contribute to any field of social work practice.

### Structure:

- Year One: 120 points core courses - including practicum placements.
- Year Two: 105 points core courses - including practicum placements, and one 15-point elective course.

The MSW(Prof) meets the criteria for recognised qualifications under the Social Workers Registration Act 2003 and includes the clinical practice experience needed to meet national and international professional requirements.

**Delivery:** On campus at Epsom Campus including lectures, discussion, student presentations, skills laboratories, group work, individual research and investigation, and self-directed study. 120 days of supervised practicum work is also required. This is arranged and managed by the School of Counselling, Human Services and Social Work in the Faculty of Education.

### Entry requirements:

- An approved bachelors degree with a minimum of 60 points in social sciences subjects and an average grade of B or higher over 75 points in Stage III of the degree.
- An interview supported by referees' statements and evidence of suitability. Note: Applicants need to be able to meet the requirements of the Social Workers Registration Act 2003.

# Honours programmes

## Bachelor of Education (Teaching) (Honours)

**Full-time:** One year

**Part-time:** Two years

**Points:** 120

**For:** BEd(Tchg) graduates who want to focus on a specific area of education at an advanced level and develop research skills. This qualification can qualify you to advance your salary status and can also lead directly to study at doctoral level (criteria apply).

### Key features:

- Allows you to choose an area to explore more deeply, adding depth to your bachelors degree.
- Opportunity to conduct your own inquiry and investigation into your area of interest through research.

### Options:

- Taught: Three courses (90 points)\* relevant to your focus area, and a 30-point dissertation. A cohort-based research topic is also offered.
- Research portfolio: Two courses (60 points)\* relevant to your focus area, and a 60-point research portfolio.

*\* You must include a 30-point research methods course if you have not already completed one in order to enrol in the research portfolio or dissertation.*

**Delivery:** Weekly evening lectures, block courses (Epsom Campus) and flexible self-directed study for taught courses. Some online study may also be offered. The research portfolio or dissertation will be guided by a supervisor.

### Entry requirements:

- A Bachelor of Education (Teaching) degree (or approved, recognised equivalent qualification).
- An average grade of B or higher in 60 points above Stage II.

*Note: This is a limited entry programme. Applicants will undergo a selection process.*

## Bachelor of Arts (Honours) in Education

**Full-time:** One year

**Part-time:** Two years

**Points:** 120

**For:** BA in Education graduates who want to pursue postgraduate-level study in the subject of Education and to conduct research. This qualification can lead directly to study at doctoral level (criteria apply).

### Key features:

- Blends education with core disciplines such as psychology, philosophy, sociology and history to address important educational questions and issues.
- Offers advanced level study in a wide range of areas that focus on aspects of educational psychology, child and developmental psychology, philosophy, sociology and history of education, Māori education, Pasifika education, adult and higher education, and research and evaluation.
- Opportunity to conduct a small research project.

## Structure:

90 points in selected courses and a 30-point dissertation.

The BA(Hons) in Education is offered through the Faculty of Arts and taught by Faculty of Education academic staff.

**Delivery:** Weekly evening lectures for taught courses (at Epsom Campus, with some courses offered at other campuses). The dissertation will be guided by a supervisor.

## Entry requirements:

- A Bachelor of Arts degree (or approved equivalent qualification).
- An average grade of B or higher in 45 points in specified prerequisite 'Education' courses above Stage II.
- Approval from the Head of Liberal Arts Programme.

# Postgraduate Diplomas and Certificates

## Postgraduate Diploma in Education

**Full-time:** One year

**Part-time:** Up to four years

**Points:** 120

**For:** People interested in advanced study in education and professional activity. It is an ideal next step in teacher professional development and can qualify graduates for Q3+/G3+ salary status.

In addition to the general PGDipEd, there are two specialisations offered:

- **Early Career Teaching:** Supports beginning teachers in their transition from provisionally registered to fully registered teacher status and includes a school-based project.
- **Literacy Education:** Focuses on the application of strategies to support literacy education.

## Key features:

- Enables you to pursue postgraduate study in applied areas of education such as Learning and Teaching, Adult and Higher Education, Educational Psychology, Māori Education, Literacy Education, Mathematics Education, Science Education, Arts Education, Supervision and Practice, Leadership and Management, Research and Evaluation, Development Education, and Cultural and Policy Studies in Education.
- Provides a distinct qualification but also opens up the opportunity to go on to study at masters level (criteria apply).

## Structure:

- General PGDipEd: 120 points of elective taught courses from a range of options.
- Early Career Teaching PGDipEd: 60-point portfolio of professional practice including a supervised investigation of a selected aspect of professional practice and 60 points of elective courses from a range of options.
- Literacy Education PGDipEd: 120 points core courses.

*Note: A research methods course should be included if you intend to continue onto masters study.*

## Delivery:

Weekly evening lectures, block courses (Epsom Campus), and online flexible self-directed study.

## Entry requirements:

- An approved bachelors degree in Education (or equivalent).
- or
- An approved Advanced Diploma in Teaching and have three years teaching experience.
- or
- A Graduate Diploma in Education (or equivalent graduate diploma).

**Early Career Teaching specialisation:** You must also have less than three years' teaching experience or not hold full registration from the New Zealand Teachers Council.

## Postgraduate Diploma in Educational Leadership

**Full-time:** One year

**Part-time:** Up to four years

**Points:** 120

**For:** Aspiring and current educational leaders who want to develop the educational and relationship skills to be an effective leader.

## Key features:

- Develop the knowledge and skills that educational leaders need to meet the challenge of offering high quality and equitable learning opportunities to all children and young people.
- Gives you access to recent New Zealand and international research that is shaping New Zealand's educational policy and practice.
- Provides opportunities to integrate relevant findings into your own leadership work.

## Structure:

120 points of taught courses including core courses in educational leadership and research for school improvement, and elective education and business courses in areas such as education law, educational change, mentoring teachers, education and culture, educational policy and organisation, and human resource management. The business courses are offered

by the University's Graduate School of Management (Business School).

**Delivery:** Weekly evening lectures, block courses (Epsom Campus, and optional business courses at City Campus) and online flexible self-directed study.

## Entry requirements:

- An approved bachelors degree.
- A professional qualification in teaching, or other approved profession.
- At least three years' practical experience in teaching or in a related profession, including experience in a formal or informal leadership and/or management role.

## Postgraduate Diploma in Counselling Theory

**Full-time:** One year

**Part-time:** Up to four years

**Points:** 120

**For:** People wanting to gain counselling skills, knowledge and ability. It is also good professional development and learning for experienced counsellors.

## Key features:

- Gain a comprehensive knowledge of the theory and skills that underpin counselling and counselling practice.
- A pathway into the Master of Counselling.

## Structure:

The PGDipCounsTh is equivalent to the first year of the Master of Counselling. It is a cohort-based programme of study that comprises 90 points core and 30 points elective taught courses.

*Note: If you complete the PGDipCounsTh with an average grade of B or higher in at least 90 points in the most advanced courses, you can apply to enter into the second year (research portfolio) of the Master of Counselling to complete the masters qualification. To do this, you must include a research methods course in your PGDipCounsTh study.*

**Delivery:** Courses are mainly face-to-face at Tāmaki Innovation Campus and include lectures, discussion, presentations, skills laboratories, seminars, workshops, group work, individual investigation and self-directed study. You will also undertake practical work in community settings. This is supervised on-site by counselling practitioners in the field and overseen by University staff.

## Entry requirements:

- A bachelors degree in education, counselling, nursing, social work or another profession from The University of Auckland or an approved equivalent qualification.
- At least three years' practical experience in teaching, counselling, nursing, social work or an approved equivalent profession.

- An interview supported by referees' statements and evidence of practical experience.

*Note: This is a limited entry programme. Applicants will undergo a selection process. There is usually only one intake a year starting in Semester One.*

## Postgraduate Diploma in Professional Supervision

**Full-time:** One year

**Part-time:** Up to four years

**Points:** 120

**For:** Practitioners who want to develop clinical and professional supervision skills at an advanced level. It is a multidisciplinary qualification suitable for practitioners in social work, health, allied health, human services, counselling and other related professions including RTLBs and psychologists.

### Key features:

- Opportunity to take your clinical and professional supervision skills to a more advanced level (than the PGCertProfSup), with a focus on leadership and practitioner development.
- Reflect and learn alongside practitioners from a wide range of professions in health and social services.

### Structure:

Two 30-point core courses (the same two courses that form the PGCertProfSup) and a further 60 points of elective courses.

*Note: If you have already completed the PGCertProfSup it is possible to have these points reassigned to the PGDipProfSup leaving only a further 60 points to complete.*

**Delivery:** Block courses (Epsom and Tāmaki Campuses) and online flexible self-directed study.

### Entry requirements:

- An approved bachelors degree.
- Be currently employed in health, counselling, social or human services or other appropriate professional context.
- At least three years' relevant professional experience.

## Postgraduate Diploma in Social Work

**Full-time:** One year

**Part-time:** Up to four years

**Points:** 120

**For:** Social Workers who want to enhance their professional practice, learning and development in social work.

### Key features:

- Learn advanced approaches and interventions in social work practice and examine current research in social work.
- A pathway into the Master of Social Work.

### Structure:

120 points of elective taught courses from a range of options. The PGDipSW is equivalent to the first year of the Master of Social Work.

*Note: If you complete the PGDipSW with an average grade of B or higher you can apply to enter into the second year of the MSW to complete the masters qualification. To do this, you must include a research methods course in your PGDipSW study.*

**Delivery:** Face-to-face block courses at Epsom Campus supported by online study guides and resources.

### Entry requirements:

- A Bachelor of Social Work (or approved equivalent qualification).

## Postgraduate Diploma in Teaching (Secondary Field-based)

**Length:** Two years

**Points:** 120

**For:** People interested in the aims of Teach First NZ and who want to use their undergraduate degree to teach a secondary school subject.

### Key features:

- A unique programme offered in partnership with Teach First NZ.
- Opportunity for top university graduates to teach in secondary schools serving lower decile communities.
- Full scholarships are provided to successful applicants and participants are paid a salary throughout the two-year programme.

### Structure:

A comprehensive programme of mentorship, support and development that comprises part-time study and part-time teaching in a secondary school serving a low decile community.

**Delivery:** Courses are taught at Epsom Campus and school placements are in the Auckland and Whangarei regions.

### Entry requirements:

Teach First NZ is only recruiting for participants to teach in selected subjects. For all information, including the aims of Teach First NZ, entry and selection requirements, and to apply for this programme, please refer to the Teach First NZ website [www.teachfirstnz.org](http://www.teachfirstnz.org)

## Postgraduate Certificate in Professional Supervision

**Part-time (only):** One to two years

**Points:** 60

**For:** Practitioners who want to develop clinical and professional supervision skills. It is a multidisciplinary qualification suitable for practitioners in social work, health, allied health, human services, counselling and other related professions including RTLBs and psychologists.

### Key features:

- Develop your clinical and professional supervision skills.
- Reflect and learn alongside practitioners from a wide range of professions in health and social services.

### Structure:

Two 30-point core courses.

*Note: These points can be reassigned to the PGDipProfSup if you choose to continue your study at Postgraduate Diploma level.*

**Delivery:** Block courses (Epsom Campus) and online flexible self-directed study.

### Entry requirements:

- An approved bachelors degree.
- Be currently employed in health, counselling, social or human services or other appropriate professional context.
- At least three years' relevant professional experience.

## Postgraduate Certificate in Academic Practice

**Part-time (only):** Two years

**Points:** 60

**For:** University and other tertiary sector staff wanting professional development in higher education teaching and related skills.

### Key features:

- Acquire the tools to be an excellent teacher while balancing the competing demands of teaching, research and service.
- Provides a credential in tertiary teaching and related skills for academics already employed in Higher Education.

### Structure:

45 points of core taught courses and one elective course (15 points) from the set of options.

**Delivery:** Offered through the Centre for Learning and Research in Higher Education (CLeaR) at City Campus and includes both on-campus (face-to-face) and online study.

### Entry requirements:

- An approved degree.
- Be currently employed in the tertiary education sector and have significant teaching responsibilities and/or roles in supporting student learning.

## Other programmes

The following programmes are not at postgraduate level but will be of interest for teachers/professionals wishing to specialise in the specific areas covered or wanting to upgrade their pre-service qualification.

### Graduate Diploma of Teaching English in Schools to Speakers of Other Languages (TESSOL)

**Length:** Structured for part-time study and can be completed in a minimum of two years.

**Points:** 120

**For:** People wanting to take a language focus in their teaching and to understand the theory and practice of teaching students who are speakers of other languages and those who need the academic language demands of the curriculum made specific and accessible. Suitable for early childhood, primary and secondary teachers.

Ministry of Education TESSOL Fees Scholarships may be available.

#### Key features:

- Gain the knowledge and practice that inform TESSOL.
- Learn how to enhance students' language development to empower them as learners.
- Investigate effective and practical techniques for enhancing students' language development through the curriculum.

#### Structure:

Four core courses (60 points), two core elective courses (30 points), and a further two elective courses (30 points) from a selection of options.

**Delivery:** Weekly evening lectures and block courses (Epsom Campus). Some online or school-based study may also be offered.

#### Entry requirements:

- A bachelors degree or an approved university diploma or professional qualification in teaching or relevant other profession.

- A minimum of two years' relevant professional experience and be currently teaching in a New Zealand early childhood, primary or secondary setting.
- Satisfied the Dean of Faculty of Education that you have appropriate training and experience to undertake the programme.

### Graduate Diploma in Education

**Full-time:** One year

**Part-time:** Available

**Points:** 120

**For:** People looking for professional development with the option to choose from a wide selection of courses. It is also a pathway for teachers with a teaching diploma to upgrade their qualification and to continue on to further study at postgraduate level.

In addition to the general GradDipEd, a Reading Recovery specialisation is also offered (restricted entry may apply).

#### Key features:

- Offers a wide range of courses and delivery options to suit your professional development needs and area(s) of interest.
- The Reading Recovery specialisation qualifies you to become a Reading Recovery tutor and to train Reading Recovery Teachers.

#### Structure:

- General GradDipEd: 120 points of elective taught courses from a range of options.
- Reading Recovery specialisation: 120 points (prescribed programme of study).

**Delivery:** Weekly evening lectures and block courses (Epsom Campus). Some online or school-based study may also be offered.

#### Entry requirements:

- A bachelors degree or an approved university diploma or professional qualification in teaching, counselling, social work or relevant other profession.

or

- At least five years' employment experience deemed relevant to this programme by the University.

and

- Satisfied the Dean of Faculty of Education that you have appropriate training and experience to undertake the programme.

### Bachelor of Education (Teaching) – Teachers' specialisation

**Full-time:** One year minimum

**Part-time:** Available

**Points:** 360. Applicants may apply for up to 240 points' credit - leaving 120 points to complete (criteria apply).

**For:** Teachers who want to upgrade their teaching diploma or Trained Teacher's Certificate to a degree qualification. The courses are specifically designed for experienced teachers and most teachers only need to complete eight courses to gain this qualification (criteria apply).

*Note: A concession on course tuition fees for the Bachelor of Education (Teaching) - Teachers' specialisation is available to associate teachers in schools working in partnership with the faculty.*

#### Key features:

- Gives experienced teachers wider professional development alongside advancing to a degree level qualification.
- Opens up the opportunity to continue on to further study at postgraduate level.
- Can help make you eligible for Q3 salary status if you are not yet at this level (criteria apply).

#### Structure:

At least 120 points, including 60 points core and 60 points elective taught courses.

**Delivery:** Weekly evening lectures and block courses (Epsom Campus). Some courses are offered as online flexible self-directed study or school-based.

#### Entry requirements:

- A New Zealand Diploma in Teaching or Trained Teacher's Certificate (or New Zealand Qualifications Authority and NZ Teachers Council recognised equivalent).
- Be currently registered as a teacher in New Zealand.
- Have been a practising teacher or teacher educator in New Zealand for at least two of the last five years.

### Graduate Diploma in Teaching (ECE, Primary or Secondary)

**For:** People who already hold a bachelors degree and are wanting to become a teacher.

For information on our one-year graduate qualifications to become a teacher, contact the faculty for a "Teaching programmes for graduates" brochure or visit: [www.education.auckland.ac.nz/pg-programmes](http://www.education.auckland.ac.nz/pg-programmes)



# Fees and money matters

There are several options to fund your university study. There are a number of scholarships, awards and grants offered by The University of Auckland and other organisations, and student loans and allowances are available through StudyLink.

## Indicative tuition fees (sample shows 2013 fees)

Fees for 2014 will be set late in 2013. As a guide (only), tuition fees for 2013 Faculty of Education programmes are listed below but expect some adjustment for 2014.

Programme	Domestic Students	International Students
Bachelor of Education (Teaching) - Teachers' specialisation	\$647.10 per 15 point course	\$3,060 per 15 point course
Graduate Diploma in Education		
Bachelor (Honours) degree	\$813.45 per 15 point course	\$3,585 per 15 point course
Postgraduate certificate	\$1,626.90 per 30 point course	\$7,170 per 30 point course
Postgraduate diploma		
Masters degree		
Doctor of Education	\$6,013 per 12 months full-time	\$33,720 per 12 months full-time**
Doctor of Philosophy in Education or Social Work	\$6,013 per 12 months full-time	\$6,013 per 12 months full-time*

Note: Tuition fees may be higher where courses at a higher level are selected or required, or where courses from other faculties are chosen.

All fees are charged on a per-point basis, so students pay fees proportional to the number of course points they take each semester.

In addition to tuition fees, a Student Services Fee is also charged. In 2013, this fee was \$5.95 per point. Expect some adjustment for 2014.

When fees for 2014 are set, updated information will be available at [www.auckland.ac.nz/fees](http://www.auckland.ac.nz/fees)

\*New international PhD students will be accorded domestic status for the purposes of tuition fees, subject to supervisory and residency requirements.

\*\*The first two years of this programme are part-time, so it may not be appropriate for international students who need to study full-time to meet student visa requirements.

## Scholarships and awards

The University of Auckland offers a wide range of scholarships, awards and bursaries for postgraduate studies at all levels. Scholarships available to Faculty of Education postgraduate students include The University of Auckland Māori and Pacific Graduate Scholarships, Kate Edger Charitable Trust Awards, and the Woolf Fisher Lead Teacher Masters Scholarships worth up to \$70,000 a year. University of Auckland Doctoral Scholarships are among the most generous postgraduate scholarships - the scholarship pays your fees and also provides a stipend (living allowance) for three years of full-time doctoral study, which may be extended by a further six months on application.

Visit [www.education.auckland.ac.nz/scholarships-and-awards](http://www.education.auckland.ac.nz/scholarships-and-awards) to search for scholarships available, including Faculty of Education scholarships and study awards, and to access detailed information, including criteria, closing dates and application forms. It pays to investigate funding possibilities as early as possible, so you know what you may be eligible for and when applications are due.

There are also many external organisations that offer scholarships and awards. The Scholarships Office can also provide access to a comprehensive database of external scholarships to give you information about the widest range of funding available.

Many postgraduate and professional development courses offered by the Faculty of Education qualify for Ministry of Education grants or study awards. Contact the Ministry of Education to find out if you meet the criteria for Ministry assistance.

## Student loans and allowances

Student loans and allowances are administered by StudyLink, a service of the Ministry of Social Development. Visit [www.studylink.govt.nz](http://www.studylink.govt.nz) for eligibility and other details, or phone 0800 88 99 00.



# How to apply

## First you need to apply

Go to [www.apply.auckland.ac.nz](http://www.apply.auckland.ac.nz) and complete the Application for Admission. If you haven't already, you'll be asked to sign up for a new account. It's easy, and you'll soon be underway in making your application.

It is advisable to apply for the programmes that you might wish to study well before the closing date. Late applications submitted may be considered after the closing date if places are available.

You will receive an acknowledgement email asking you to provide certified documents (and in some cases to complete other requirements) before your application can be assessed.

Interviews are not generally required for postgraduate programmes but may apply for some programmes. You will be contacted and given a date if selected for an interview.

You can check your application status online at any time. Documents can take 3-4 weeks to process during peak admission periods. Some of your documents might take longer to process than others.

Your final offer of a place depends on two things: your admission to the University and your assessment by the relevant faculty. If your application is successful, we'll email you an offer with instructions on how to accept the offer.

## Next you need to enrol

Once you've accepted an offer of place in a programme, you can find out what courses you should enrol in at [www.education.auckland.ac.nz/enrolment](http://www.education.auckland.ac.nz/enrolment). If you need some help with the enrolment process, visit [www.auckland.ac.nz/enrolment](http://www.auckland.ac.nz/enrolment) for an online tutorial.

Next you need to make sure you pay your fees. You'll find all the details at [www.auckland.ac.nz/fees](http://www.auckland.ac.nz/fees)

## Closing date for applications for admission in 2014

Doctor of Philosophy (PhD)	Applications may be submitted at any time of year
PGDipTchg(SecFB)	2 September 2013 (apply at <a href="http://www.teachfirstnz.org">www.teachfirstnz.org</a> )
GradDipTchg (Secondary)	1 October 2013
GradDipTchg (ECE and Primary)	1 November 2013
All other Faculty of Education postgraduate programmes	8 December 2013

## Come and meet us in person

Various information events are held throughout the year where you can attend presentations and talk with programme leaders, advisers and current students about your options, specific questions about programmes and concerns.

### Faculty of Education Open Evening Wednesday 14 August 2013, 4-7pm

Visit the Faculty of Education's Epsom Campus and find out all you need to know about our programmes and studying with us.

Check our website for information on other upcoming events [www.education.auckland.ac.nz](http://www.education.auckland.ac.nz)

Individual appointments can also be made with student advisers.



### AskAuckland

#### Need help?

AskAuckland has answers to frequently asked questions 24 hours a day, 7 days a week. Visit [www.askauckland.ac.nz](http://www.askauckland.ac.nz) If you need more specific help, call or email us.



## Useful web addresses

### The Faculty of Education homepage

[www.education.auckland.ac.nz](http://www.education.auckland.ac.nz)

### The University of Auckland homepage

[www.auckland.ac.nz](http://www.auckland.ac.nz)

### The University of Auckland Calendar

[www.auckland.ac.nz/calendar](http://www.auckland.ac.nz/calendar)

### Academic dates

[www.auckland.ac.nz/dates](http://www.auckland.ac.nz/dates)

### Information for postgraduate students

[www.auckland.ac.nz/futurepostgraduates](http://www.auckland.ac.nz/futurepostgraduates)

### Information for international students

[www.auckland.ac.nz/international](http://www.auckland.ac.nz/international)

### Finances, scholarships and fees

[www.auckland.ac.nz/scholarships](http://www.auckland.ac.nz/scholarships)

[www.auckland.ac.nz/fees](http://www.auckland.ac.nz/fees)

[www.auckland.ac.nz/studentloansandallowances](http://www.auckland.ac.nz/studentloansandallowances)

### Student support services

[www.education.auckland.ac.nz/student-support](http://www.education.auckland.ac.nz/student-support)

### Meet our postgraduate students

[www.education.auckland.ac.nz/our-pg-students](http://www.education.auckland.ac.nz/our-pg-students)

### Students' associations

[www.pgsa.org.nz](http://www.pgsa.org.nz)

[www.ausa.org.nz](http://www.ausa.org.nz)

### Finding a supervisor

[www.education.auckland.ac.nz/supervision-register](http://www.education.auckland.ac.nz/supervision-register)

### Programme and course information

[www.education.auckland.ac.nz/pg-study-options](http://www.education.auckland.ac.nz/pg-study-options)

### Doctoral programmes

[www.education.auckland.ac.nz/doc](http://www.education.auckland.ac.nz/doc)

### Apply for postgraduate study

[www.auckland.ac.nz/applynow](http://www.auckland.ac.nz/applynow)

### Current students

[www.education.auckland.ac.nz/students](http://www.education.auckland.ac.nz/students)



[www.facebook.com/AklUniEducation](http://www.facebook.com/AklUniEducation)

#### Disclaimer

*Although every reasonable effort is made to ensure accuracy, the information in this document is provided as a general guide only for students and is subject to alteration. All students enrolling at The University of Auckland must consult its official document, the current Calendar of The University of Auckland, to ensure that they are aware of and comply with all regulations, requirements and policies.*

*Publication date: May 2013.*



# THE UNIVERSITY OF AUCKLAND

**FACULTY OF EDUCATION**

## Contact

Faculty of Education  
The University of Auckland  
Private Bag 92602, Auckland 1150  
New Zealand

**Phone:** 623 8883 (within Auckland)  
0800 61 62 65 (outside Auckland)  
+64 9 373 7513 (overseas)  
**Fax:** +64 9 623 8950  
**Email:** [education@auckland.ac.nz](mailto:education@auckland.ac.nz)  
[www.education.auckland.ac.nz](http://www.education.auckland.ac.nz)  
[www.facebook.com/AklUniEducation](http://www.facebook.com/AklUniEducation)

## International students

International Office  
The University of Auckland  
Private Bag 92019, Auckland 1142  
New Zealand

**Phone:** +64 9 373 7513  
**Fax:** +64 9 373 7405  
**Email:** [int-questions@auckland.ac.nz](mailto:int-questions@auckland.ac.nz)  
**Web:** [www.auckland.ac.nz/international](http://www.auckland.ac.nz/international)